



Market Operations

Monthly Service Provider Report

This report details monthly information in relation to the Wholesale Information & Trading System (WITS), clearing manager, pricing manager and reconciliation manager functions performed by NZX under contract to the Electricity Authority (Authority).

May 2019



CONTENTS

| | |
|---|----|
| 1. Introduction..... | 3 |
| 2. Compliance..... | 4 |
| 3. Service Level Reporting..... | 5 |
| 4. Systems Update | 9 |
| 5. Incidents | 11 |
| 6. Stakeholders..... | 14 |
| 7. Clearing and Settlement Market Summary | 15 |
| 8. Pricing Market Summary | 17 |
| 9. Reconciliation Market Summary | 18 |



1. Introduction

1.1 Purpose

This report details monthly information in relation to the Wholesale Information & Trading System (WITS), clearing manager, pricing manager and reconciliation manager and performed by NZX under contract to the Electricity Authority (Authority).

This report contains core reporting requirements in compliance with Clauses 3.13 and 3.14 of the Electricity Participation Code 2010 and relevant Market Operator Service Provider (MOSP) agreements.

1.2 Contact Details

The following is a list of contact details for further information or questions pertaining to this report:

IT Operations

| | |
|--------------------------|-----------------------|
| Keith Van Niekerk | +64 4 471 4398 |
| Head of Energy IT | |

Service Operations

| | |
|---------------------------|-----------------------|
| Tim Chadwick | +64 4 471 4394 |
| Energy Operations Manager | |



2. Compliance

2.1 Compliance with Regulations and Code

For this month, to the best of our knowledge, the clearing manager, reconciliation manager and pricing manager, service providers fully complied with the Code and regulations.

WITS breached 3.17 (1) (b) - Software Audit must be delivered within 1 month after 1 March. Was delivered on 28th May.

2.2 Operation of the Regulations and Code

For this month, the NZX service providers have not identified any areas of the Code that require addressing.

2.3 Compliance with MOSP Agreements

All provisions of the WITS, clearing manager, reconciliation manager, and pricing manager MOSP agreements have been adhered to during the reporting month.



3. Service Level Reporting

3.1 WITS service levels against target

| Measure | Target | Achieved this month |
|--|--------------|---------------------|
| WITS availability | >99.72% | 100% |
| WITS file upload availability | >99.72% | 100% |
| Average time to publish NRSS & PRSS | <1 minute | 48.0 sec |
| Average time to publish NRSL & PRSL | <7 minutes | 1 min 40 sec |
| Average time to publish provisional/interim/final prices | <1.5 minutes | 6 sec |

3.2 Clearing manager service levels

3.2.1 Clearing manager service levels against targets

| Measure | Target | Achieved this month |
|--|---------|----------------------|
| No. of wash-up notifications published later than the 5th business day of the month | Zero | 0 late publications |
| No. of hedge settlement agreement amounts published later than the 5th business day of the month | Zero | 0 late publications |
| No. of constrained amounts sent to system operator later than 09:00 hrs on 8th business day of the month | Zero | 0 late notifications |
| Availability achieved during the month | > 99.5% | 100% |

3.2.2 Clearing manager service level reporting

| Measure | Metric | Achieved this month |
|--|------------|--|
| Number of publication targets missed | No. | 0 |
| Number of invoice revisions during the month | No. | 0 |
| Date of issue of last invoice during the month | Date | 13/05/2019 |
| Number of unplanned outages during the month | No. | 0 |
| Number of planned outages during the month | No. | 0 |
| Availability achieved during the month | % attained | 100% |
| Number of prudential defaults during the month | No. | 2 |
| Scaling applied to generator payments | % attained | 0% |
| Number of data files provided to the Authority | No. | 14 constrained amount files; 23 daily prudential summaries. |

3.3 Pricing manager service levels

3.3.1 Pricing manager service levels against targets

| Measure | Target | Achieved this month |
|---|--|--|
| Interim prices published by 09:20 hrs, provided there is no provisional price situation, and the input information has been received by 07:30 hrs | No more than one late publication in a rolling three month period | 0 late publications |
| On a weekday, provisional prices published before 10:20 hrs, provided the input information has been received by 07:30 hrs | No more than one late publication in a rolling three month period | 0 late publications |
| On a weekend day, provisional prices published before 09:20 hrs, provided the input information has been received by 07:30 hrs | No more than one late publication in a rolling three month period | 0 late publication |
| A price that has been published as provisional will be republished as interim on the same day that a revised data notice is received, provided that a notice is received before 03:00 hrs | No more than one late publication in a rolling three month period | 0 late publications |
| No. of price processing errors in a calendar month | Zero | 0 processing errors. |
| Average time to recommend to the Authority a resolution to a pricing error claim over a rolling 12 month period | Two business days over a rolling 12 month period (in the event of price processing errors) | 7 days (includes SO response time) |
| Months since last disaster recovery test for standalone Scheduling, Pricing and Dispatch (SPD) | No more than six months | 1 month (DR test 02 April 2019) |
| Months since last test of back-up pricing at Transpower | No more than six months | 0 month (back up pricing TD 27 March 2019) |
| No. of unplanned system outages | Zero | 0 unplanned system outage |
| Planned outages coordinated with the system operator | Yes (in the event of an unplanned outage) | Yes |
| No. breaches of the incident response levels contained in Section 6 of this report | Zero | 0 |
| Pricing case files and pricing case file status sent to the Authority on time (as specified in 9.2 of the MOSP agreement) | Yes | Yes |



3.3.2 Pricing manager service level reporting

| Measure | Metric | Achieved this month |
|---|--|---------------------|
| Number of interim or final prices published late in current reporting month | No. | 0 |
| Number of interim or final prices published late in last twelve months | No. | 3 |
| Average time to recommend to the Authority, a resolution to a price error claim | Days | 0.9 |
| Number of price error claims received | No. | 1 |
| Disaster recovery and backup obligations | Achieved | Achieved |
| Total outages: | | |
| - Planned | No. planned | 0 |
| - Planned without system operator coordination | No. planned without system operator coordination | 0 |
| - Unplanned | No. unplanned | 0 |
| Number of data files provided to the Authority late | No. | 0 |

3.4 Reconciliation manager service performance

3.4.1 Reconciliation manager service levels against targets

| Measure | Target | Achieved this month |
|--|--------|---------------------|
| Availability between business days 1 and 4, and 9 and 13 | 99.8% | 100% |
| Availability for other times of the month | 99.5% | 100% |

* See section 2.3







3.4.2 Reconciliation manager service level reporting



| Measure | Metric | Achieved this month |
|---|------------|---------------------|
| Number of days late for publication of reconciliation information | 0 Days | 0 days |
| System availability between business days 4, 7, 9 and 13 for the month | % attained | 100% |
| System availability outside business days 4, 7, 9 and 13 for the month | % attained | 100% |
| Number of volumes disputes resolved in the month | No. | 0 |
| Number of requests to re-run reconciliation as a result of an invoice dispute | No. | 0 request |
| Setup of approved profiles within 1 business day of receiving a notification from the Authority | % attained | 100% (none) |
| Total outages: | | |
| - Planned | No. | 0.5 hour |
| - Unplanned | No. | 0 hours |











4. Systems Update

4.1 Functional specification status

| System | Latest revision | Approved by the Authority** |
|------------------------|-----------------|---|
| WITS | 5.1 |  |
| Clearing manager | 20.10.2 |  |
| Pricing manager | 4.5 |  |
| Reconciliation manager | 9.29 |  |

**For this table, and for the remaining tables in this report,  indicates yes and  indicates no.

4.2 Backup requirements

| System | Daily data backup requirement meet ¹ | Weekly data backup requirement meet ² | Reason for requirement not being met |
|------------------------|---|---|--------------------------------------|
| WITS |  |  | N/A |
| Clearing manager |  |  | N/A |
| Pricing manager |  |  | N/A |
| Reconciliation manager |  |  | N/A |

¹ Backup copies of all data and processed data must be taken at least daily and stored in a secure offsite location. Likewise, copies of the latest version of the software must also be kept offsite.

² At least weekly, a backup copy of the data, processed data and software must be delivered and stored at an offsite location at least 100km from the premises used to provide the regular services.



4.3 Disaster recovery and BCP testing

| Date | Service | Application/Scope | Status |
|------------------------|------------------------|-------------------|----------|
| 17 April – 22 May 2018 | Reconciliation Manager | Disaster Recovery | Complete |
| 17 April – 22 May 2018 | Clearing Manager | Disaster Recovery | Complete |
| 17 April – 22 May 2018 | Pricing Manager | Disaster Recovery | Complete |
| 17 April – 22 May 2018 | WITS | Disaster Recovery | Complete |
| 13 Nov – 27 Nov 2018 | Reconciliation manager | Disaster Recovery | Complete |
| 13 Nov – 27 Nov 2018 | Clearing manager | Disaster Recovery | Complete |
| 13 Nov – 27 Nov 2018 | Pricing Manager | Disaster Recovery | Complete |
| 13 Nov – 27 Nov 2018 | WITS | Disaster Recovery | Complete |
| 16 Apr – 30 Apr 2019 | Reconciliation manager | Disaster Recovery | Complete |
| 16 Apr – 30 Apr 2019 | Clearing manager | Disaster Recovery | Complete |
| 16 Apr – 30 Apr 2019 | Pricing Manager | Disaster Recovery | Complete |
| 16 Apr – 30 Apr 2019 | WITS | Disaster Recovery | Complete |
| 4 Nov – 15 Nov 2019 | Reconciliation manager | MOSP combined DR | Pending |
| 4 Nov – 15 Nov 2019 | Clearing manager | MOSP combined DR | Pending |
| 4 Nov – 15 Nov 2019 | Pricing Manager | MOSP combined DR | Pending |
| 4 Nov – 15 Nov 2019 | WITS | MOSP combined DR | Pending |

4.4 Developer access to production systems

This is a separately reported metric



5. Incidents

5.1 WITS incident - fault response and resolution times

| Priority | Measure | Standard | Achieved this month | Incident Ref # |
|----------|---|----------|---------------------|----------------|
| 1 | Respond within 15 minutes of receipt of a support request | 100% | 100% | 0 |
| | Work around or resolve within 6 hours | 100% | 100% | 0 |
| | Work around resolved within 20 business days | 100% | 100% | 0 |
| 2 | Respond within 2 hours of receipt of a support request | 100% | 100% | 0 |
| | Work around or emergency fix within 1 business day | 100% | 100% | 0 |
| | Resolve within 20 business days | 100% | 100% | 0 |
| 3 | Respond within 1 business day | 100% | 100% | 0 |
| | Resolve within 40 business days | 100% | 100% | 0 |
| 4 | Acknowledgment of downgrade of severity to level 4 within 1 business day of downgrade | 100% | 100% | 0 |
| | Resolve at the next convenient opportunity as agreed with the Authority | 100% | 100% | 0 |

5.2 Clearing manager incident – fault response and resolution times

| Priority | Measure | Standard | Achieved this month | Incident Ref # |
|----------|--|----------|---------------------|----------------|
| 1 | Respond within 15 minutes of receipt of a support request, received between 07:30 hrs to 19:30 hrs on a business day | 100% | 100% | 0 |
| | Work around or resolve within 6 hours | 100% | 100% | 0 |
| | Work around resolved within 20 business days | 100% | 100% | 0 |
| 2 | Respond within 2 hours of receipt of a support request, received between 07:30 hrs to 19:30 hrs on a business day | 100% | 100% | 52599 |
| | Work around or emergency fix within 1 business day | 100% | 100% | 52599 |
| | Resolve within 20 business days | 100% | 100% | 52599 |
| 3 | Respond within 1 business day | 100% | 100% | 52629 |
| | Resolve within 40 business days | 100% | 100% | 52629 |
| 4 | Acknowledgment of downgrade of severity to level 4 within 1 business day of downgrade | 100% | 100% | 0 |

| | | | | |
|--|---|------|------|---|
| | Resolve at the next convenient opportunity as agreed with the Authority | 100% | 100% | 0 |
|--|---|------|------|---|

5.3 Pricing incident - Fault response and resolution times

| Priority | Measure | Standard | Achieved this month | Incident Ref # |
|----------|---|----------|---------------------|----------------|
| 1 | Respond within 15 minutes of receipt of a support request | 100% | 100% | 0 |
| | Work around or resolve within 6 hours | 100% | 100% | 0 |
| | Work around resolved within 20 business days | 100% | 100% | 0 |
| 2 | Respond within 2 hours of receipt of a support request | 100% | 100% | 0 |
| | Work around or emergency fix within 1 business day | 100% | 100% | 0 |
| | Resolve within 20 business days | 100% | 100% | 0 |
| 3 | Respond within 1 business day | 100% | 100% | 0 |
| | Resolve within 40 business days | 100% | 100% | 0 |
| 4 | Acknowledgment of downgrade of severity to level 4 within 1 business day of downgrade | 100% | 100% | 0 |
| | Resolve at the next convenient opportunity as agreed with the Authority | 100% | 100% | 0 |



5.4 Reconciliation manager incident – Fault response and resolution times

| Priority | Measure | Standard | Achieved this month | Incident Ref # |
|----------|--|----------|---------------------|----------------|
| 1 | Respond within 15 minutes of receipt of a support request, received between 07:30 hrs to 19:30 hrs on a business day | 100% | 100% | 0 |
| | Work around or resolve within 6 hours | 100% | 100% | 0 |
| | Work around resolved within 20 business days | 100% | 100% | 0 |
| 2 | Respond within 2 hours of receipt of a support request, received between 07:30 hrs to 19.30 hrs on a business day | 100% | 100% | 0 |
| | Work around or emergency fix within 1 business day | 100% | 100% | 0 |
| | Resolve within 20 business days | 100% | 100% | 0 |
| 3 | Respond within 1 business day | 100% | 100% | 0 |
| | Resolve within 40 business days | 100% | 100% | 0 |
| 4 | Acknowledgment of downgrade of severity to level 4 within 1 business day of downgrade | 100% | 100% | 0 |
| | Resolve at the next convenient opportunity as agreed with the Authority | 100% | 100% | 0 |



6. Stakeholders

6.1 User group meetings

| Role | Date | Status |
|--|-------------------------------|----------|
| Reconciliation manger and clearing manager | 10 August 2016 (Wellington) | Complete |
| WITS and pricing manager | 12 October 2016 (Wellington) | Complete |
| All roles | 23 May 2017 (Auckland) | Complete |
| All roles | 23 November 2017 (Wellington) | Complete |
| WITS | 27 June 2018 (Auckland) | Complete |
| Combined | 8 November 2018 (Wellington) | Complete |
| Combined | November 2019 (Wellington) | Pending |

6.2 Stakeholder meetings

| Date | Participant | Status |
|------------|----------------------------|-----------|
| 13/05/2019 | Mercury | Completed |
| 15/05/2019 | NZ Wind Farms – Site Visit | Completed |
| 21/05/2019 | Nova Energy | Completed |
| 24/05/2019 | Platinum Power | Completed |



7. Clearing and Settlement Market Summary

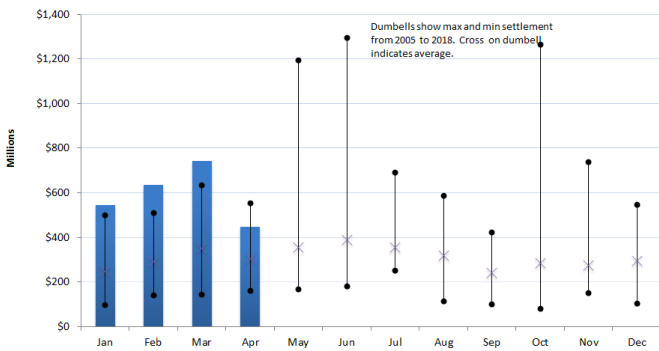
Settlement Data

| Amount | |
|----------------------------|------------------|
| Settlement month | April 2019 |
| Settlement date | 20 May 2019 |
| Amounts owed from payers | \$440,858,013.38 |
| Amounts owed to payees | \$445,665,341.14 |
| Loss and constraint excess | \$9,629,621.56 |
| Payer volumes | 3,398,736 MWh |
| Payee volumes | 3,286,866 MWh |

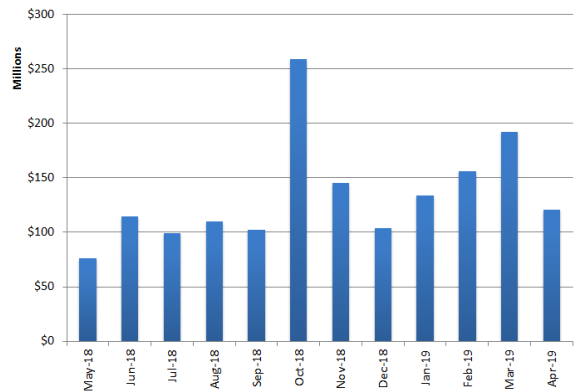
Prudential Data

| Amount | |
|----------------------------------|------------------|
| As at date | 31 May 2019 |
| Total security held | \$305,959,035.57 |
| Total assessed exposure | \$128,843,102.84 |
| No. of security increases | 95 |
| No. of security reductions | 3 |
| Settlements made from prudential | 10 |

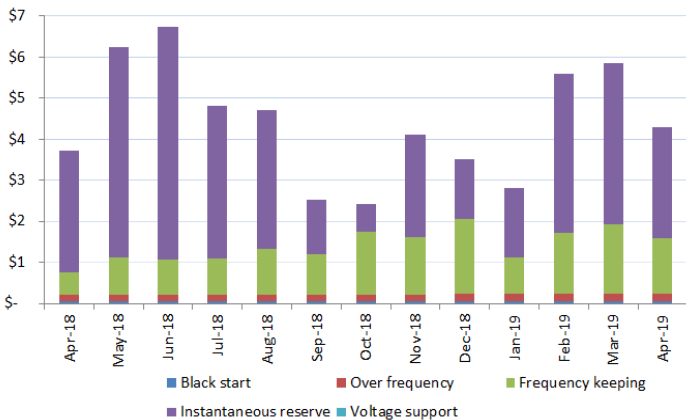
2019 Payer Amounts Owed Relative to Previous Years



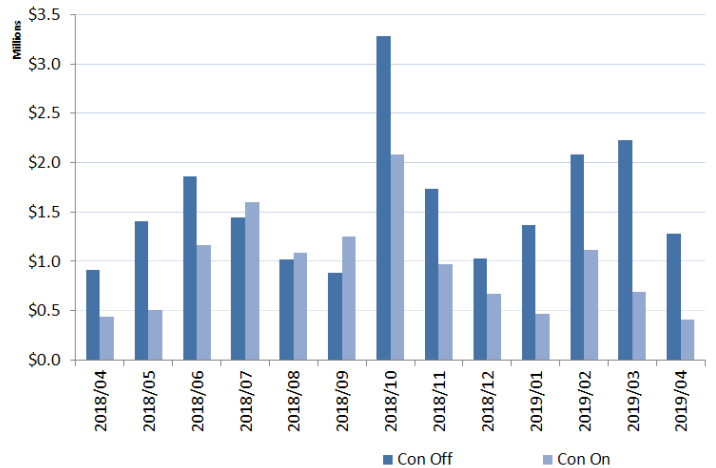
2019 Amounts Payable since Net Settlement Introduced



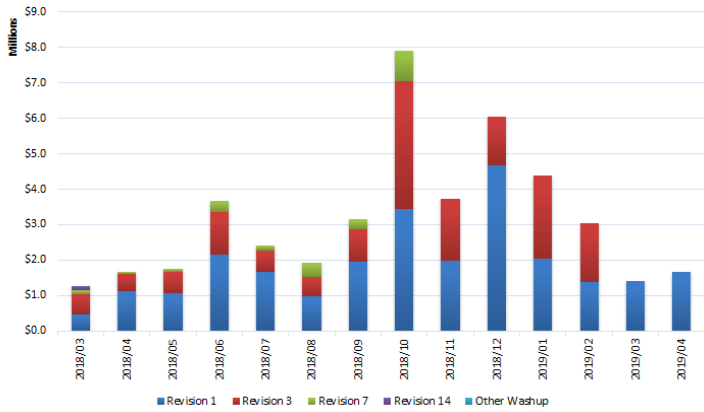
13 Month Rolling Total Ancillary Service Amounts



13 Month Rolling Total Constrained Amounts



14 Month Rolling Washups*



This chart shows total wash-ups due to the clearing manager by billing period and by wash-up revision month

Must Run Dispatch Auction

| Amount | |
|------------------------------|---------------------|
| Month | May 2019 |
| Cleared day auction prices | \$0.01 for all days |
| Cleared night auction prices | \$0.01 for all days |
| No. of revised bids | 1 |

Washup Totals

| February 2019 Washups | Value \$ |
|-----------------------|-------------------------|
| Revision 1 | \$ 26,019,714.54 |
| Revision 3 | \$ 15,591,718.88 |
| Revision 7 | \$ 2,318,849.28 |
| Revision 14 | \$ 100,181.05 |
| Other Washup | \$ 0 |
| Total | \$ 44,030,463.75 |

This chart shows total wash-ups due to the clearing manager by billing period and by wash-up revision month

8. Pricing Market Summary

Pricing Statistics

| | Amount |
|--|----------|
| Month | May 2019 |
| No. of solves | 42 |
| No. of solves not published | 4 |
| No. of solves published as provisional | 7 |
| No. of solves published as final | 31 |
| No. of pricing error claims | 0 |

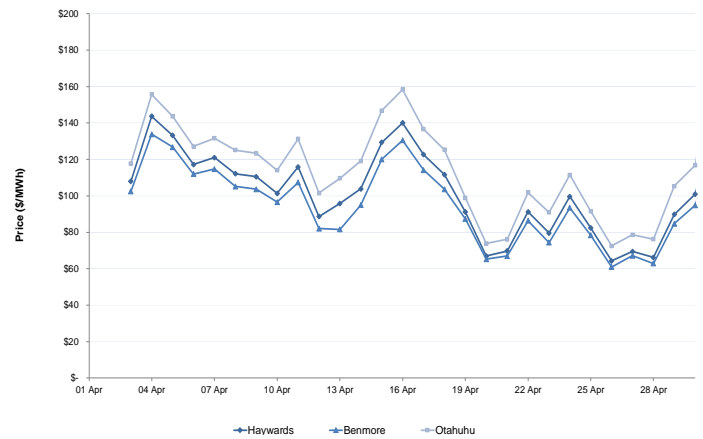
Provisional Price Situations

| | Amount |
|--|----------|
| Month | May 2019 |
| No. of infeasibility situations | 6 |
| No. of metering situations | 5 |
| No. of high spring washer price situations | 0 |
| No. of SCADA Situations | 0 |

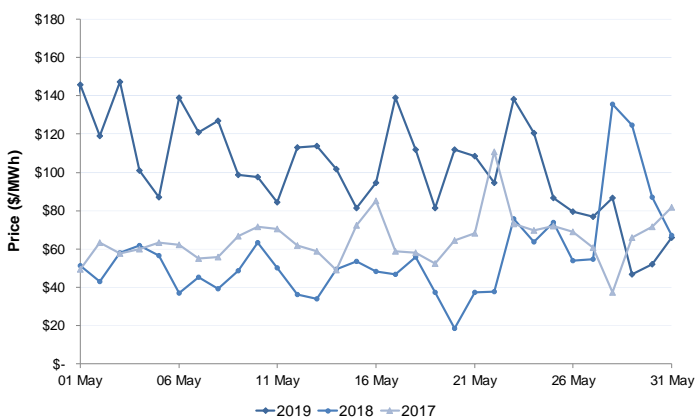
Pricing Publication Times

| | Amount |
|---|--------|
| 1st solve published same day before 9:22 | 20 |
| 2nd solve published same day before 12:00 | 8 |
| 2nd solve published same day before 17:00 | 2 |
| 2nd solve published interim 1st business day following weekend or weekday provisional | 0 |
| Interim solve publication delayed more than one business day | 0 |

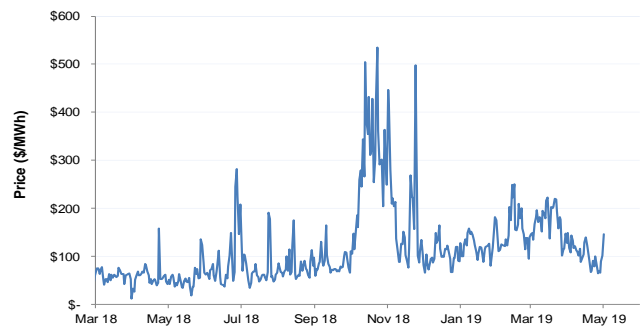
Daily Average



Daily Average Haywards Price Comparison



Haywards 13 Month Daily Average Price Comparison



9. Reconciliation Market Summary

